

# IPEDS 2021-22 Data Collection System

IPEDS HELP DESK (877) 225-2568 | [ipedshelp@rti.org](mailto:ipedshelp@rti.org)

OMB NO. 1850-0582 v.27 : Approval Expires 8/31/2022

User ID: P1961491

## 12-month Enrollment 2021-22

Institution: SUNY Cortland (196149)

User ID: P1961491

### Overview

#### 12-month Enrollment Overview

The 12-month Enrollment component collects unduplicated student enrollment counts and instructional activity data for an entire 12-month period. Using the instructional activity data reported, a full-time equivalent (FTE) student enrollment at the undergraduate and graduate level is estimated (4-year institutions only). Institutions with Doctor's - professional practice students will also report the FTE enrollment of those students (4-year institutions only). NCES uses the FTE enrollment to produce indicators such as expenses by function per FTE as reported in the IPEDS Data Feedback Report.

#### Data Reporting Reminder:

- All institutions must use the July 1 - June 30 reporting period.
- Report data to accurately reflect the time period corresponding with the IPEDS survey component, even if such reporting is seemingly inconsistent with prior-year reporting. For example, if a summer term began later than usual due to Coronavirus Pandemic postponements, continue to report using the timeframes as defined in the IPEDS instructions. NCES expects that some data reported during the 2021-22 data collection year will vary from established prior trends due to the impacts of Coronavirus Pandemic. If an error edit is triggered even when submitting accurate data, please indicate in the corresponding context box or verbally to the Help Desk that the seemingly inconsistent data are accurate and reflect the effects of Coronavirus Pandemic.

#### Changes to reporting for 2021-22:

- New FAQ has been added to clarify reporting of degree/certificate-seeking undergraduates across EF, E12, and OM survey components.
- Edited FAQs to clarify student enrollment statuses (e.g., full-time/part-time) are typically not determined by summer term enrollment, but rather determined at their first full term of enrollment (i.e., fall or spring).

#### Resources:

- To download the survey materials for this component: [Survey Materials](#)
- To access your prior year data submission for this component: [Reported Data](#)

If you have questions about completing this survey, please contact the IPEDS Help Desk at 1-877-225-2568.

Institution: SUNY Cortland (196149)

## Undergraduate Instructional Activity Type


### Which instructional activity units will you use to report undergraduate instructional activity?

- Undergraduate instructional activity data in Part B may be reported in units of clock hours or credit hours.
- Please note that any graduate level instructional activity must be reported in credit hours. (4-year institutions only)

Clock hours

Credit hours

Both clock and credit hours (some undergraduate programs measured in clock hours and some measured in credit hours)

 You may use the box below to provide additional context for the data you have reported above. Context notes will be posted on the College Navigator website. Therefore, you should write all context notes using proper grammar (e.g., complete sentences with punctuation) and common language that can be easily understood by students and parents (e.g., spell out acronyms).

Institution: SUNY Cortland (196149)

User ID: P1961491

## Part A - Unduplicated Count for Full-time Undergraduate Students

12-month Unduplicated Count by Race/Ethnicity and Gender - Full-time Undergraduate Students

July 1, 2020 – June 30, 2021

## Reporting Reminders:

- The 12-month unduplicated count must be equal or greater than the corresponding prior year fall enrollment.
- Report Hispanic/Latino individuals of any race as Hispanic/Latino
- Report race for non-Hispanic/Latino individuals only
- Even though Teacher Preparation certificate programs may require a bachelor's degree for admission, they are considered subbaccalaureate undergraduate programs, and students in these programs are undergraduate students.

## Men

Students enrolled for <u>credit</u>	<u>Degree/certificate-seeking</u>			Total degree/certificate-seeking	Non-degree/non-certificate-seeking	Total, Full-time undergraduate students
	<u>First-time</u>	<u>Non-first-time</u>				
		<u>Transfer-in</u>	<u>Continuing/Returning</u>			
<u>Nonresident alien</u>	1	2	12	15		15
<u>Hispanic/Latino</u>	84	37	258	379		379
<u>American Indian or Alaska Native</u>			2	2		2
<u>Asian</u>	9	4	23	36		36
<u>Black or African American</u>	39	24	144	207		207
<u>Native Hawaiian or Other Pacific Islander</u>				0		0
<u>White</u>	375	262	1,341	1,978		1,978
Two or more races	18	7	39	64		64
<u>Race and ethnicity unknown</u>	22	7	77	106		106
<b>Total men</b>	<b>548</b>	<b>343</b>	<b>1,896</b>	<b>2,787</b>	<b>0</b>	<b>2,787</b>
<b>Total men prior year</b>	<b>504</b>	<b>449</b>	<b>1,915</b>	<b>2,868</b>		<b>2,868</b>

**Women**

Students enrolled for <u>credit</u>	<u>Degree/certificate-seeking</u>			Total degree/certificate-seeking	Non-degree/non-certificate-seeking	Total, Full-time undergraduate students
	<u>First-time</u>	<u>Non-first-time</u>				
		<u>Transfer-in</u>	<u>Continuing/Returning</u>			
<u>Nonresident alien</u>	2		6	8		8
<u>Hispanic/Latino</u>	118	23	349	490		490
<u>American Indian or Alaska Native</u>	1		5	6		6
<u>Asian</u>	4	4	30	38		38
<u>Black or African American</u>	35	17	119	171		171
<u>Native Hawaiian or Other Pacific Islander</u>			3	3		3
<u>White</u>	565	254	1,840	2,659	1	2,660
Two or more races	15	4	65	84		84
<u>Race and ethnicity unknown</u>	22	7	89	118		118
<b>Total women</b>	<b>762</b>	<b>309</b>	<b>2,506</b>	<b>3,577</b>	<b>1</b>	<b>3,578</b>
Total women prior year	725	363	2,547	3,635		3,635
<b>Grand total (2020-21)</b>	<b>1,310</b>	<b>652</b>	<b>4,402</b>	<b>6,364</b>	<b>1</b>	<b>6,365</b>
<b>Prior year data:</b>						
Grand total (men+women) prior year	1,229	812	4,462	6,503		6,503
Total Full-time undergraduate enrollment Fall 2020 <i>NOTE: Grand total (2020-21) calculated above is expected to be greater than total Full-time undergraduate enrollment Fall 2020.</i>	1,283	499	4,311	6,093		6,093

Institution: SUNY Cortland (196149)

User ID: P1961491

## Part A - Unduplicated Count for Part-time Undergraduate Students

12-month Unduplicated Count by Race/Ethnicity and Gender - Part-time Undergraduate Students

July 1, 2020 – June 30, 2021

## Reporting Reminders:

- The 12-month unduplicated count must be equal or greater than the corresponding prior year fall enrollment.
- Report Hispanic/Latino individuals of any race as Hispanic/Latino
- Report race for non-Hispanic/Latino individuals only
- Even though Teacher Preparation certificate programs may require a bachelor's degree for admission, they are considered subbaccalaureate undergraduate programs, and students in these programs are undergraduate students.

## Men

Students enrolled for <u>credit</u>	Degree/certificate-seeking			Total degree/certificate-seeking	Non-degree/non-certificate-seeking	Total, Part-time undergraduate students
	First-time	Non-first-time				
		Transfer-in	Continuing/Returning			
<u>Nonresident alien</u>			1	1	2	3
<u>Hispanic/Latino</u>	1		20	21	5	26
<u>American Indian or Alaska Native</u>				0		0
<u>Asian</u>			1	1	3	4
<u>Black or African American</u>			14	14	7	21
<u>Native Hawaiian or Other Pacific Islander</u>				0		0
<u>White</u>	3	11	115	129	59	188
Two or more races			5	5	2	7
<u>Race and ethnicity unknown</u>			8	8	7	15
<b>Total men</b>	<b>4</b>	<b>11</b>	<b>164</b>	<b>179</b>	<b>85</b>	<b>264</b>
<b>Total men prior year</b>	<b>0</b>	<b>2</b>	<b>125</b>	<b>127</b>	<b>61</b>	<b>188</b>

**Women**

Students enrolled for <u>credit</u>	<u>Degree/certificate-seeking</u>			Total degree/certificate-seeking	Non-degree/ non-certificate-seeking	Total, Part-time undergraduate students
	<u>First-time</u>	<u>Non-first-time</u>				
		<u>Transfer-in</u>	<u>Continuing/ Returning</u>			
<u>Nonresident alien</u>			2	2	1	3
<u>Hispanic/Latino</u>			17	17	8	25
<u>American Indian or Alaska Native</u>		1	3	4		4
<u>Asian</u>			1	1	4	5
<u>Black or African American</u>		1	5	6	4	10
<u>Native Hawaiian or Other Pacific Islander</u>				0		0
<u>White</u>		8	112	120	116	236
Two or more races			4	4		4
<u>Race and ethnicity unknown</u>			2	2	9	11
<b>Total women</b>	<b>0</b>	<b>10</b>	<b>146</b>	<b>156</b>	<b>142</b>	<b>298</b>
Total women prior year	1	4	127	132	100	232
<b>Grand total (2020-21)</b>	<b>4</b>	<b>21</b>	<b>310</b>	<b>335</b>	<b>227</b>	<b>562</b>
<b>Prior year data:</b>						
Grand total (men+women) prior year	1	6	252	259	161	420
Total Part-time undergraduate enrollment Fall 2020 <i>NOTE: Grand total (2020-21) calculated above is expected to be greater than total Part-time undergraduate enrollment Fall 2020.</i>	3	13	134	150	13	163

Institution: SUNY Cortland (196149)

## Part A - Unduplicated Count for Graduate Students

12-month Unduplicated Count by Race/Ethnicity and Gender - Graduate Students

July 1, 2020 – June 30, 2021

## Reporting Reminders:

- The 12-month unduplicated count must be equal or greater than the corresponding prior year fall enrollment.
- Report Hispanic/Latino individuals of any race as Hispanic/Latino
- Report race for non-Hispanic/Latino individuals only
- Report **all** postbaccalaureate degree and certificate students as graduate students, **including any doctor's - professional practice students (formerly first-professional)**

## Men

Students <u>enrolled for credit</u>	<u>Graduate students</u>
<u>Nonresident alien</u>	3
<u>Hispanic/Latino</u>	15
<u>American Indian or Alaska Native</u>	
<u>Asian</u>	1
<u>Black or African American</u>	17
<u>Native Hawaiian or Other Pacific Islander</u>	
<u>White</u>	249
Two or more races	2
<u>Race and ethnicity unknown</u>	4
<b>Total men</b>	<b>291</b>
<b>Total men prior year</b>	<b>273</b>

## Women

Students <u>enrolled for credit</u>	<u>Graduate students</u>
-------------------------------------	--------------------------

<u>Nonresident alien</u>	5
<u>Hispanic/Latino</u>	21
<u>American Indian or Alaska Native</u>	
<u>Asian</u>	7
<u>Black or African American</u>	15
<u>Native Hawaiian or Other Pacific Islander</u>	1
<u>White</u>	452
Two or more races	10
<u>Race and ethnicity unknown</u>	6
<b>Total women</b>	<b>517</b>
Total women prior year	461

<b>Grand total (2020-21)</b>	<b>808</b>
Prior year data:	
Unduplicated headcount (2019-20)	734
<b>i</b> Total enrollment Fall 2020 <i>NOTE: Grand total (2020-21) calculated above is expected to be greater than Total enrollment Fall 2020.</i>	576



Institution: SUNY Cortland (196149)


User ID: P1961491

### Part A – 12-month Enrollment by Distance Education Status

#### 12-month Unduplicated Count - Distance Education Status

July 1, 2020 – June 30, 2021

	Undergraduate Students		Graduate Students
	Degree/certificate-seeking	Non-degree/non-certificate-seeking	
Students <i>enrolled exclusively</i> in <u>distance education courses</u>	809	226	461
Students <i>enrolled in at least one but not all</i> distance education courses	5,804	2	275
Students <i>not enrolled in any</i> distance education courses	86	0	72
<b>Total (from prior part A screens)</b>	<b>6,699</b>	<b>228</b>	<b>808</b>

 You may use the box below to provide additional context for the data you have reported above. Context notes will be posted on the College Navigator website. Therefore, you should write all context notes using proper grammar (e.g., complete sentences with punctuation) and common language that can be easily understood by students and parents (e.g., spell out acronyms).

Institution: SUNY Cortland (196149)

User ID: P1961491

## Part B - Instructional Activity

## 12-month Instructional Activity

July 1, 2020 - June 30, 2021

## Instructional Activity Reporting Reminder:

- Instructional activity is used to calculate an IPEDS FTE based on the institution's reported calendar system.
- Graduate credit hour activity should not include any doctor's – professional practice activity, the total of those students' FTE is entered separately instead.

## FTE Reporting Reminder:


- Institutions need not report their own calculations of undergraduate or graduate FTE unless IPEDS FTE calculations would be misleading for comparison purposes among all IPEDS reporting institutions.

## Instructional Activity

	2020-21 total activity	Prior year data
Undergraduate level:		
<u>Credit hour activity</u>	185,658	191,245
Graduate level:		
<u>Credit hour activity</u>	9,355	7,895

## Full-Time Equivalent (FTE) of Students

Calendar system (as reported on the prior year IC Header survey component):	Semester		
If the IPEDS <u>calculated</u> FTE estimates below are not reasonable, <b>AND</b> you have reported the correct instructional activity hours above, enter your best FTE estimate in the "Institution reported FTE" column below and save the page. This option should be used <b>ONLY</b> if the calculated estimate is not reasonable for your institution and IPEDS comparisons.			
Please provide your best estimate of undergraduate and graduate FTE for the 12-month reporting period <b>only if the calculated FTE estimate below is not reasonable for IPEDS comparison purposes</b> . Please provide an explanation in the context box if the option is used due to Coronavirus Pandemic.			
	Calculated FTE 2020-21	Institution reported FTE 2020-21	Prior year FTE 2019-20
Undergraduate student FTE	6,189	6,189	6,375
Graduate student FTE	390	390	329

<b>Total FTE students</b>	<b>6,579</b>	<b>6,579</b>	<b>6,704</b>
 Context notes will be posted on the College Navigator website. Therefore, you should write all context notes using proper grammar (e.g., complete sentences with punctuation) and common language that can be easily understood by students and parents (e.g., spell out acronyms).			
<div style="border: 1px solid black; height: 100px; width: 100%;"></div>			

Institution: SUNY Cortland (196149)

User ID: P1961491

## Prepared by

### Prepared by

#### Reporting Reminders:

- The name of the preparer is being collected so that we can follow up with the appropriate person in the event that there are questions concerning the data.
- The Keyholder will be copied on all email correspondence to other preparers.
- The time it took to prepare this component is being collected so that we can continue to improve our estimate of the reporting burden associated with IPEDS.
- Please include in your estimate the time it took for you to review instructions, query and search data sources, complete and review the component, and submit the data through the Data Collection System.
- Thank you for your assistance.

This survey component was prepared by:

<input type="radio"/>	Keyholder	<input type="radio"/>	SFA Contact	<input type="radio"/>	HR Contact
<input type="radio"/>	Finance Contact	<input type="radio"/>	Academic Library Contact	<input type="radio"/>	Other

Name:

Email:

How many staff from your institution only were involved in the data collection and reporting process of this survey component?

Number of Staff (including yourself)

How many hours did you and others from your institution only spend on each of the steps below when responding to this survey component?  
*Exclude the hours spent collecting data for state and other reporting purposes.*

Staff member	Collecting Data Needed	Revising Data to Match IPEDS Requirements	Entering Data	Revising and Locking Data
Your office	<input type="text"/> hours	<input type="text"/> hours	<input type="text"/> hours	<input type="text"/> hours
Other offices	<input type="text"/> hours	<input type="text"/> hours	<input type="text"/> hours	<input type="text"/> hours

Institution: SUNY Cortland (196149)

User ID: P1961491

## Summary screen

### 12-Month Enrollment Component Summary

IPEDS collects important information regarding your institution. All data reported in IPEDS survey components become available in the IPEDS Data Center and appear as aggregated data in various Department of Education reports. Additionally, some of the reported data appears specifically for your institution through the College Navigator website and is included in your institution's Data Feedback Report (DFR). The purpose of this summary is to provide you an opportunity to view some of the data that, when accepted through the IPEDS quality control process, will appear on the College Navigator website and/or your DFR. College Navigator is updated approximately three months after the data collection period closes and Data Feedback Reports will be available through the [Data Center](#) and sent to your institution's CEO in November 2021.

Please review your data for accuracy. If you have questions about the data displayed below after reviewing the data reported on the survey screens, please contact the IPEDS Help Desk at: 1-877-225-2568 or [ipedshelp@rti.org](mailto:ipedshelp@rti.org).

#### 12-Month Unduplicated Headcount and Full-Time Equivalent Students

Total 12-month unduplicated headcount	7,735
Undergraduate student unduplicated headcount	6,927
Graduate student unduplicated headcount	808
Total 12-month full-time equivalent (FTE) student enrollment	6,579
Undergraduate student FTE	6,189
Graduate student FTE	390

Institution: SUNY Cortland (196149 )

User ID: P1961491

[Edit Report](#)

## 12-month Enrollment

**There are no errors for the selected survey and institution.**